



LAUNDRY SOLUTIONS
YOU CAN *DEPEND* ON.

MAYTAG® COMMERCIAL ENERGY ADVANTAGE™ SOFT-MOUNT, HIGH-SPEED EXTRACTOR

MORE ENERGY-SAVING SOLUTIONS THAN ANY OTHER BRAND

Maytag built the first appliance ever to receive the ENERGY STAR® label. Today we offer more high-efficiency laundry appliances than any other brand — from energy-efficient dryers to highly efficient ENERGY STAR®-qualified washers — to help you save money and build profits.



MICROPROCESSOR CONTROLS

Maytag® microprocessor controls offer 15 preprogrammed cycles, plus the capability to create multiple unique cycles.

BIG-LOAD PERFORMANCE, FLEXIBLE INSTALLATION

Maytag® soft-mount, high-speed extractors feature a suspension system that allows for more flexibility and does not require special foundations for installations.

FOR YOUR OPERATION:

- Soft-Mount Installation
- Inverter Drive Technology For Longer Life
- Up To 350 G's In Final Spin
- Easy-To-Operate Microprocessor Controls
- Adjustable Water Temperatures And Levels
- Manual 5-Bay Detergent And Softener Dispenser
- Ability To Use Powdered Or Liquid Chemical Supply
- 8 Chemical Supply Signals
- Two Extra-Large Drain Valves For Faster Draining
- Extra-Large Door And Handle

BUILT-TO-LAST™ FEATURES:

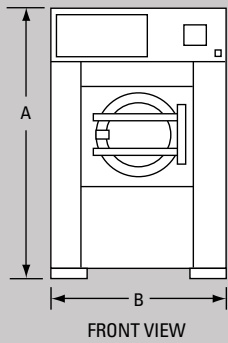
- Heavy-Duty Latch And Door Handle
- Durable Sealed Bearings
- Rugged Frame And Cabinet
- Easy-Access Design For Convenient Self-Service

MFS100/125PF

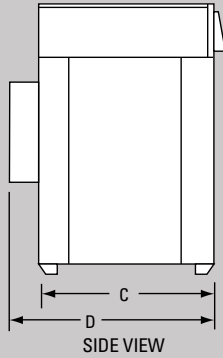


**SPINS UP
TO 350 G's
TO EXTRACT MORE WATER**

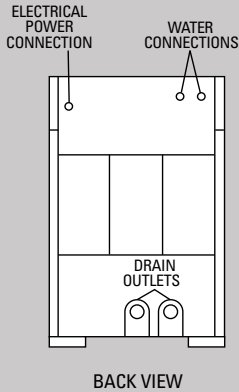
Model MFS125PF shown.



FRONT VIEW



SIDE VIEW



BACK VIEW

Maytag® Energy Advantage™ Soft-Mount, High-Speed Extractor

MICROPROCESSOR CONTROL

	Energy Advantage™ Soft-Mount, High-Speed Extractor	
WASHER SPECIFICATIONS		
MODEL	MFS100PF	MFS125PF
INVERTER DRIVE MOTOR — HP (kw)	10¼ (7.5)	10¼ (7.5)
VOLTAGE	208 – 240V Three-Phase	208 – 240V Three-Phase
BREAKER SIZE — amps	50	50
CAPACITY — lbs. (kg)	100 (45)	125 (57)
CYLINDER		
Volume — cu. ft. (liters)	14.2 (402)	18.3 (518)
Diameter — in. (cm)	36 (91.4)	36 (91.4)
Depth — in. (cm)	24 (61)	31 (79)
WASH SPEED — rpm	50	50
DISTRIBUTION SPEED — rpm	90	90
HIGH EXTRACT SPEED — rpm	830	830
HIGH G-FORCE	351	351
WATER INLET — in. (cm)	1 (2.5)	1 (2.5)
DRAIN OUTLETS	2	2
DRAIN HOSE — in. (cm)	3 (7.62)	3 (7.62)
CABINET		
Stainless Steel	•	•
DOOR HANDLE		
Stainless Steel	•	•
APPROXIMATE WEIGHT		
Crated — lbs. (kg)	3,748 (1,700)	3,902 (1,769)
Uncrated — lbs. (kg)	3,439 (1,559)	3,594 (1,630)
DIMENSIONS		
A) Height — in. (cm)	75 (190)	75 (190)
B) Width — in. (cm)	47 (119)	47 (119)
C) Depth — in. (cm)	52 (132)	59¼ (150)
D) Depth — in. (cm) — includes door handle and rear vent	56¼ (143)	63½ (161)
Door Opening — in. (cm)	21¼ (54.1)	21¼ (54.1)

NEW YORK CITY
M.E.A.



MAYTAG® LIMITED WARRANTY

2 YEARS — ALL PARTS
5 YEARS — SHELL,
WELDED FRAME ASSEMBLY,
BASKET, SHAFT ASSEMBLY,
BEARINGS AND SEALS

For a period from the date of original purchase through the times listed above, the designated parts that fail in normal commercial use will be repaired or replaced free of charge for the part itself, with the owner paying all other costs, including labor, transportation and customs duty. Chemical damage is excluded from all warranty coverage. See complete warranty for details.

