



LAUNDRY SOLUTIONS  
YOU CAN *DEPEND* ON.

# MAYTAG® COMMERCIAL ENERGY ADVANTAGE™ SOFT-MOUNT, HIGH-SPEED EXTRACTOR

## MFS50/80PNF

### MORE ENERGY-SAVING SOLUTIONS THAN ANY OTHER BRAND

Maytag built the first appliance ever to receive the ENERGY STAR® label. Today we offer more high-efficiency laundry appliances than any other brand — from energy-efficient dryers to highly efficient ENERGY STAR®-qualified washers — to help you save money and build profits.



### MICROPROCESSOR CONTROLS

Maytag® microprocessor controls offer 15 preprogrammed cycles, plus the capability to create multiple unique cycles.

### BIG-LOAD PERFORMANCE, FLEXIBLE INSTALLATION

Maytag® soft-mount, high-speed extractors feature a suspension system that allows for more flexibility and does not require special foundations for installations.

### FOR YOUR OPERATION:

- Soft-Mount Installation
- Inverter Drive Technology For Longer Life
- Up to 350 G's In Final Spin\*
- Easy-To-Operate Microprocessor Controls
- Adjustable Water Temperatures And Levels
- Manual 5-Bay Detergent And Softener Dispenser
- Ability To Use Powdered Or Liquid Chemical Supply
- 8 Chemical Supply Signals
- Two Extra-Large Drain Valves On MFS80 For Faster Draining
- Extra-Large Door And Handle

### BUILT-TO-LAST™ FEATURES:

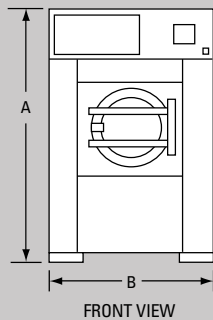
- Heavy-Duty Latch And Door Handle
- Durable Sealed Bearings
- Rugged Frame And Cabinet
- Easy-Access Design For Convenient Self-Service



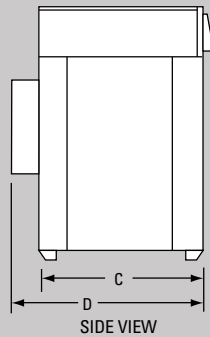
**SPINS UP  
TO 350 G's  
TO EXTRACT MORE WATER\***

*Model MFS80PNF shown.*

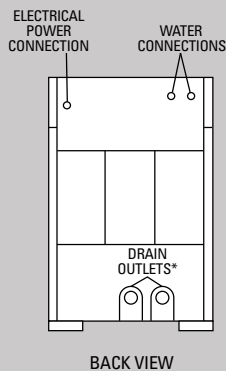
\* Model MFS80PNF only. Model MFS50PNF spins up to 310 G's.



FRONT VIEW



SIDE VIEW



BACK VIEW

\*Single Outlet: MFS50PNF

## Maytag® Energy Advantage™ Soft-Mount, High-Speed Extractor

### MICROPROCESSOR CONTROL

	Energy Advantage™ Soft-Mount, High-Speed Extractor	
WASHER SPECIFICATIONS		
MODEL	MFS50PNF	MFS80PNF
<b>INVERTER DRIVE MOTOR</b> — HP (kw)	3 (2.2)	5½ (4)
<b>VOLTAGE</b>	208 – 240V Three-Phase	208 – 240V Three-Phase
<b>BREAKER SIZE</b> — amps	20	30
<b>CAPACITY</b> — lbs. (kg)	50 (22)	80 (36)
<b>CYLINDER</b>		
Volume — cu. ft. (liters)	7.8 (220.9)	11.8 (334)
Diameter — in. (cm)	29 ½ (75)	36 (91.4)
Depth — in. (cm)	19 ¾ (49.8)	20 (51)
<b>WASH SPEED</b> — rpm	50	50
<b>DISTRIBUTION SPEED</b> — rpm	90	64
<b>HIGH EXTRACT SPEED</b> — rpm	860	830
<b>HIGH G-FORCE</b>	310	365
<b>WATER INLET</b> — in. (cm)	¾ (1.9)	1 (2.5)
<b>DRAIN OUTLETS</b>	1	2
<b>DRAIN HOSE</b> — in. (cm)	3 (7.62)	3 (7.62)
<b>CABINET</b>		
Stainless Steel	•	•
<b>DOOR HANDLE</b>		
Chrome	•	
Stainless Steel		•
<b>APPROXIMATE WEIGHT</b>		
Crated — lbs. (kg)	1,829 (830)	3,020 (1,369)
Uncrated — lbs. (kg)	1,631 (739)	2,712 (1,230)
<b>DIMENSIONS</b>		
A) Height — in. (cm)	64½ (164)	75 (190)
B) Width — in. (cm)	39¼ (99)	47 (119)
C) Depth — in. (cm)	36 (91.4)	48¼ (122)
D) Depth — in. (cm) — includes door handle and rear vent	45¾ (116)	52½ (133)
Door Opening — in. (cm)	16¼ (41)	21¼ (54.1)

NEW YORK CITY  
M.E.A.



## MAYTAG® LIMITED WARRANTY

**2 YEARS** — ALL PARTS  
**5 YEARS** — SHELL,  
WELDED FRAME ASSEMBLY,  
BASKET, SHAFT ASSEMBLY,  
BEARINGS AND SEALS

For a period from the date of original purchase through the times listed above, the designated parts that fail in normal commercial use will be repaired or replaced free of charge for the part itself, with the owner paying all other costs, including labor, transportation and customs duty. Chemical damage is excluded from all warranty coverage. See complete warranty for details.

